

## Help Page – PayPal - PayNow Button

1. After clicking the PayNow Button complete the information on Page 1 below (should be the same name and address shown on the credit card that will be used for payment):

Options: <a href="#">Membership Category: In...</a> Quantity: 1	
<b>Item total</b>	<b>\$120.00</b>
<b>Total \$120.00 USD</b>	

▼ **Don't have a PayPal account?**  
Pay as a guest now, sign up for PayPal later

Country:

First name:

Last name:

Address line 1:

Address line 2 (optional):

City/State:

ZIP code:

Phone type:

Phone number:

Email:

Payments processed by **PayPal**

2. Click continue and enter your credit card information on Page 2 (see below):





Descriptions	Amount
2013-14 Membership Dues and Donatio...	\$120.00
Item price: \$120.00 Options: <a href="#">Membership Category: In...</a> Quantity: 1	
<b>Item total</b>	<b>\$120.00</b>
<b>Total \$120.00 USD</b>	

**Payment Method**

Credit or Debit Card


Card number:

Payment types:    

Expiration date: mm / yy  
 /

CSC:

[What is this?](#)

PayPal - Get more time to pay with Bill Me Later 

- Bill Me Later is a credit line that can be used for PayPal purchases
- Apply and get a decision in seconds

**No Payments • No Interest if paid in full in 6 months on purchases of \$99+ [See terms](#)**

**Billing Address** [Change](#)  
Charles Brown  
Cartoon University  
111 Snoopy Way  
Hollywood, CA  
90078

**Contact Information** [Change](#)  
6178513529  
t.barnes@neu.edu

Payments processed by **PayPal**

3. Click “Review and Continue” to go to Page 3 to complete your Payment.